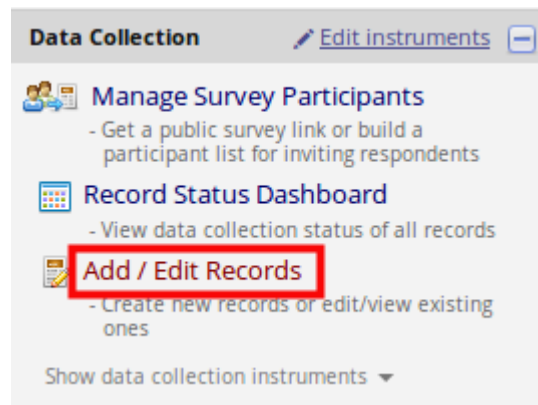


# Printing Individual

- Select **Add/Edit Records**




- Choose the record you need to print from the drop-down


Total records: 1	
Choose an existing Record ID	-- select record --
	Add new record

- Either select **Choose action for record** and download all instruments for this participant or select the instrument from the dashboard.



### Record ID 1


Data Collection Instrument	Status
My First Instrument (survey)	


### Record ID 1


Data Collection Instrument	Status
My First Instrument (survey)	

- At the top of the screen select **Download PDF of instruments**

 Download PDF of instrument(s) 

 This survey (blank)

 This survey with saved data

 This survey with saved data (compact)