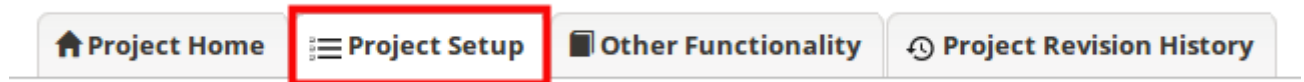



# Import Instrument

- Go to **Project Setup**





- Click on **Online Designer**



**Design your data collection instruments**

Add or edit fields on your data collection instruments. This may be done by either using the Online Designer (online method) or by uploading a Data Dictionary (offline method). Quick links: [Download PDF of all instruments](#) OR [Download the current Data Dictionary](#)

Go to  **Online Designer** or  Data Dictionary

You may also browse for pre-built data collection instruments in the

Have you checked the [Check For Identifiers](#) page to ensure all identifier fields have been tagged?

- Click **Upload** followed by **Browse** to locate the instrument .zip file. Click **Upload instrument ZIP**

**Data Collection Instruments**

Add new instrument

a new ins

a new in

instrum

Instrument name
My First Instrument
Adverse Event
Concomitant Medication

### Upload instrument ZIP

Select a REDCap instrument ZIP file on your computer that you downloaded from an [external instrument library](#) or from another project/user, and then click the Upload button below. Once it has been successfully uploaded, it will be added as the last data collection instrument in the project.

No file selected.

DISCLAIMER: By uploading your instrument ZIP file here, you hereby represent and warrant that to the best of your knowledge, you are not uploading any copyrighted material of a third party to which you do not have an expressed written license or consent from the owner of the said copyright.