


# Create Instrument

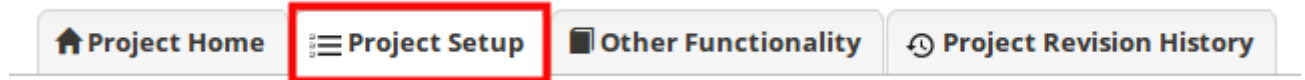
The Online Designer will allow you to make project modifications to fields and data collection instruments very easily using only your web browser.

 **Note**


While in development status, all field changes will take effect immediately in real time.

## Creating

- Go to **Project Setup**



- Click on **Online Designer**

  
Not started

### Design your data collection instruments

Add or edit fields on your data collection instruments. This may be done by either using the Online Designer (online method) or by uploading a Data Dictionary (offline method). Quick links: [Download PDF of all instruments](#) OR [Download the current Data Dictionary](#)

Go to Online Designer or Data Dictionary

You may also browse for pre-built data collection instruments in the REDCap Shared Library

Have you checked the [Check For Identifiers](#) page to ensure all identifier fields have been tagged?

- Click on **Create** to add a new instrument

### Data Collection Instruments

**Add new instrument:**

+ Create


a new instrument from scratch

Import

a new instrument from the official [REDCap Shared Library](#)

Upload

instrument ZIP file from another project/user or [external libraries](#)

Instrument name	Fields	View PDF	Instrument actions
My First Instrument	4		Choose action ▾